

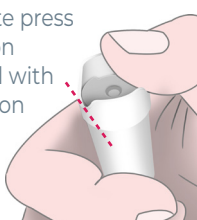
1

Place at room temperature for at least 15 min




2

To activate press the button until level with indentation




3

Face cap downwards and swirl, turn cap upwards and swirl



A Sampling with Dropper Tip

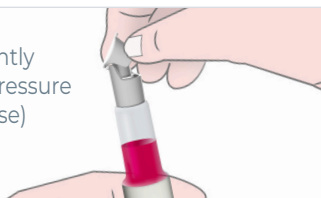
A4



With cap facing up, flick cap a few times

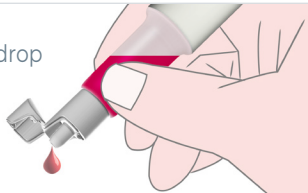
A5

Lift cap slightly to release pressure (first time use)



A6

Discard first drop



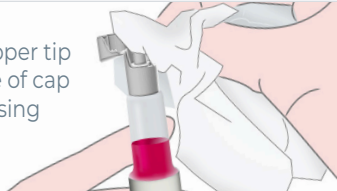
A7

Apply drop for testing



A8

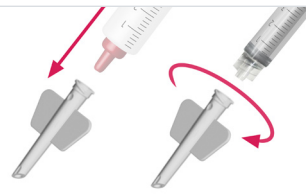
Wipe dropper tip and inside of cap before closing



B Sampling with Syringe

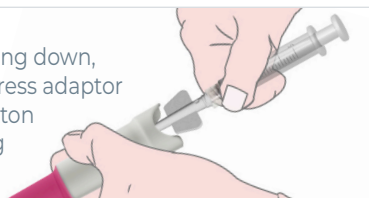
B4

Place adaptor onto luer slip of syringe



B5

Cap facing down, firmly press adaptor into button opening



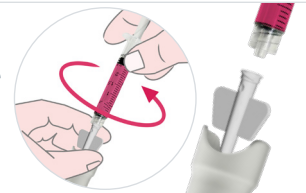
B6

Cap facing up, withdraw the contents



B7

Cap facing down, remove syringe and discard vial



B8

Use syringe to deliver your sample

